

DomainWire Stat Report

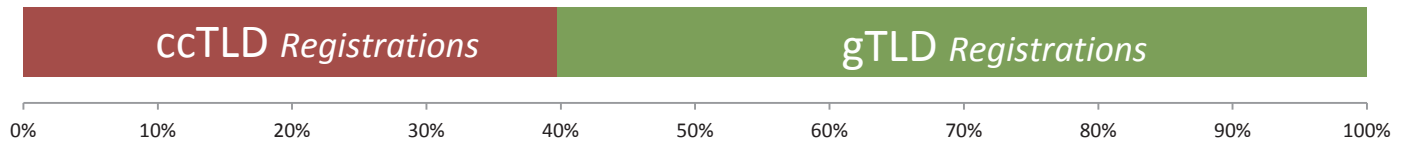
DomainWire Stat Report gives an update on some basic internet statistics with a focus on domain names particularly in Europe.
AUTUMN 2012



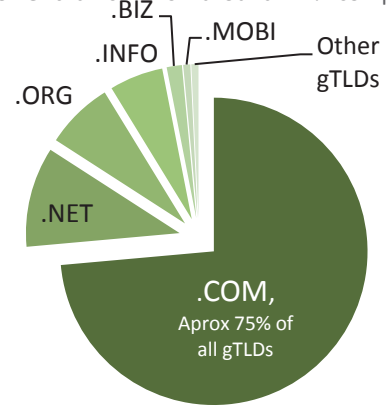
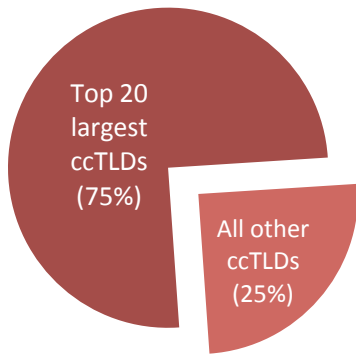
CENTR is a not-for-profit organisation dedicated to supporting the interest of country code TLD managers. The objectives of CENTR are to promote and participate in the development of high standards and best practices among ccTLD Registries.

Council of European National Top Level Domain Registries

Global TLD breakdown

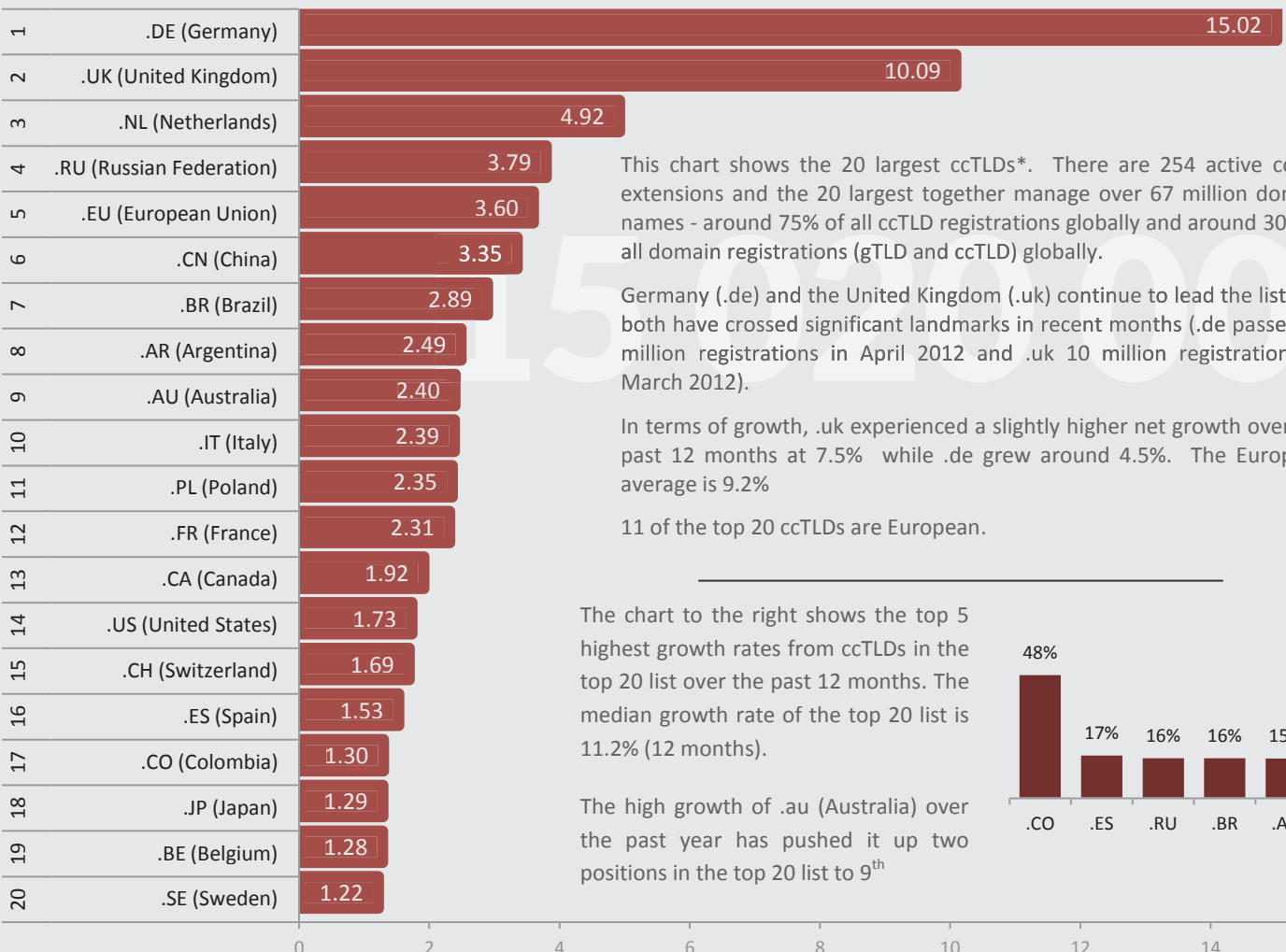


The total number of domain name registrations (ccTLD and gTLD) is roughly 230 million of which 40% are ccTLD registrations (around 90.6 million registrations) and 60% gTLD names. Of the gTLDs the .com TLD has around 75% of the share (around 103 million registrations). Over the past 12 months gTLD registrations have grown slightly slower than ccTLDs – around 7.7% compared to 10.8% for ccTLDs.



Domain count sources: CENTR database, Hosterstats.com, LACTLD, APTLD, AFTLD, VeriSign Industry Report

Top 20 ccTLDs



This chart shows the 20 largest ccTLDs*. There are 254 active ccTLD extensions and the 20 largest together manage over 67 million domain names - around 75% of all ccTLD registrations globally and around 30% of all domain registrations (gTLD and ccTLD) globally.

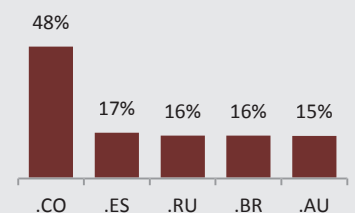
Germany (.de) and the United Kingdom (.uk) continue to lead the list and both have crossed significant landmarks in recent months (.de passed 15 million registrations in April 2012 and .uk 10 million registrations in March 2012).

In terms of growth, .uk experienced a slightly higher net growth over the past 12 months at 7.5% while .de grew around 4.5%. The European average is 9.2%

11 of the top 20 ccTLDs are European.

The chart to the right shows the top 5 highest growth rates from ccTLDs in the top 20 list over the past 12 months. The median growth rate of the top 20 list is 11.2% (12 months).

The high growth of .au (Australia) over the past year has pushed it up two positions in the top 20 list to 9th



Domain count sources: CENTR database, Hosterstats.com, LACTLD, APTLD, AFTLD, VeriSign Industry Report (March 2012) for some aggregate figures

*Domain counts are listed as at the end of April 2012

Note: .tk TLD (Tokelau) not included in top 20, however it is reported to have around 8.5 million registrations – making it the 3rd largest ccTLD

Millions


European Outlook

In Europe, there are roughly 59 million domain name registrations. To the right are some key statistics on the European ccTLD market taken from a recent CENTR statistical survey.

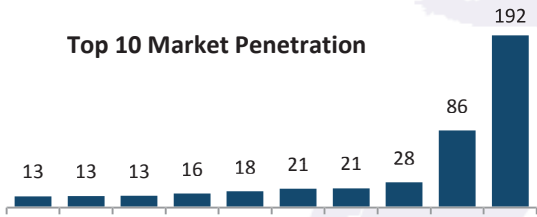
Highest Growth ccTLD	.me
Largest ccTLD	.de
Average Private/Commercial registration ratio	Private (40%) Commercial (60%)
Average Market share of top 3 largest Registrars per Registry	45%
Average number of characters in a domain name	11.2

Domain Name Penetration

The map represents European countries according to the number of domain names registered under the national ccTLD per 100 residents in the country. The countries with highest penetration are; Liechtenstein, Montenegro, Netherlands, Switzerland and Denmark.



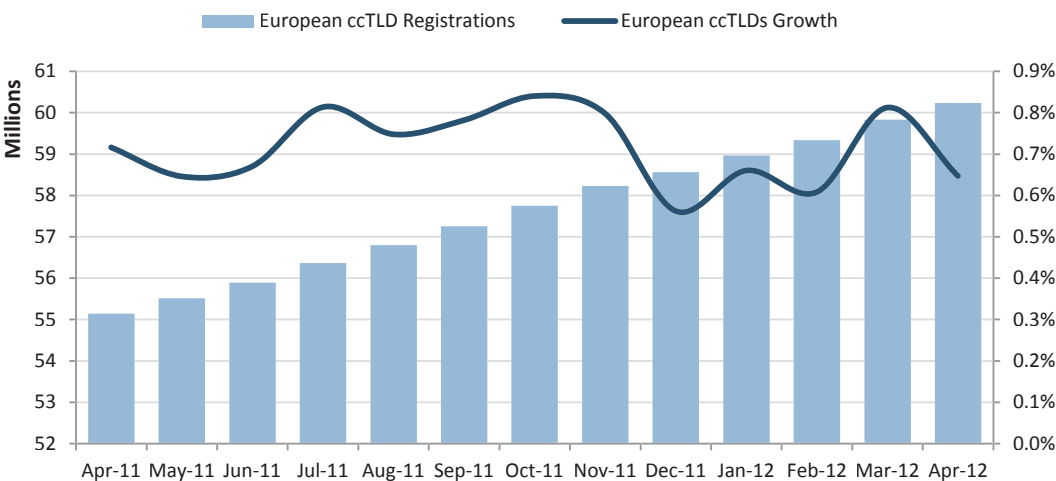
Top 10 Market Penetration



Source: CENTR Domain Statistics. Populations based on CIA World Fact book (July 2012 estimates). Note: .eu population based is on EU 27 Countries (500 million) giving a lower than average number (estimated at 0.72 per 100 residents).

Mapping constructed using Stat planet software

Growth in Europe

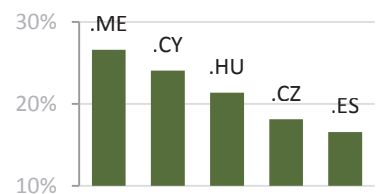


The chart (left) shows the monthly growth rates of European ccTLDs alongside the total number of registrations over the last 12 months.

European ccTLDs grew around 9.2% overall in this period. In the same period, global gTLD registrations grew 7.7%.

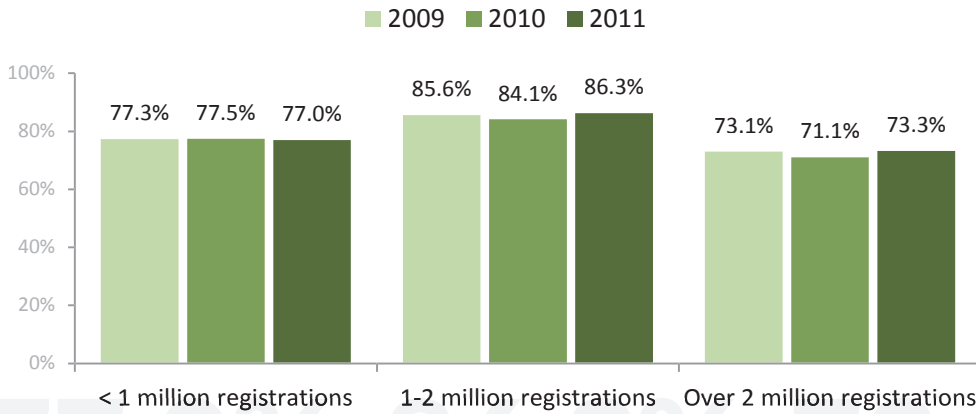
Over the past 12 months, the following ccTLDs (right) achieved the highest growth in terms of percentage in Europe – Montenegro (.me), Cyprus (.cy), Hungary (.hu), Czech Republic (.cz) and Spain (.es). In terms of absolute values in growth, .uk tops the list with the addition of more than 700,000 domains (net) to their zone.

Highest Growth ccTLDs in Europe



Growth period: April 2011–April 2012

Domain Renewal Rates



The chart (right) shows the average renewal rates of a sample group of 22 European ccTLDs divided into groups based on zone size (number of domain names in Registry) over a 3 year period.

ccTLD Registries with between 1-2 million domain names have the highest renewal rates averaging 84% over the period.

The average renewal rate of the sample group of European ccTLDs (all zone size categories) in 2011 was 77.8% compared to 73% for .com/.net*

Sources:

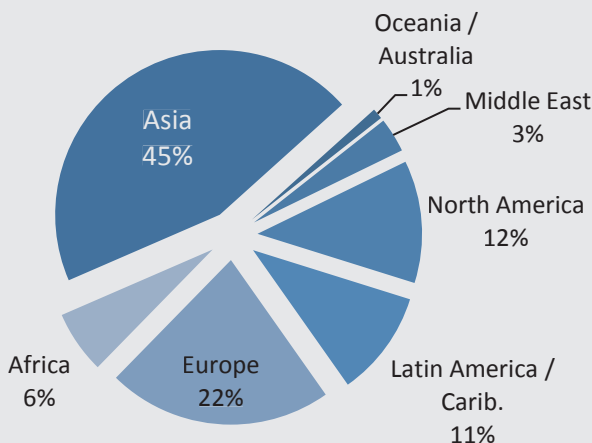
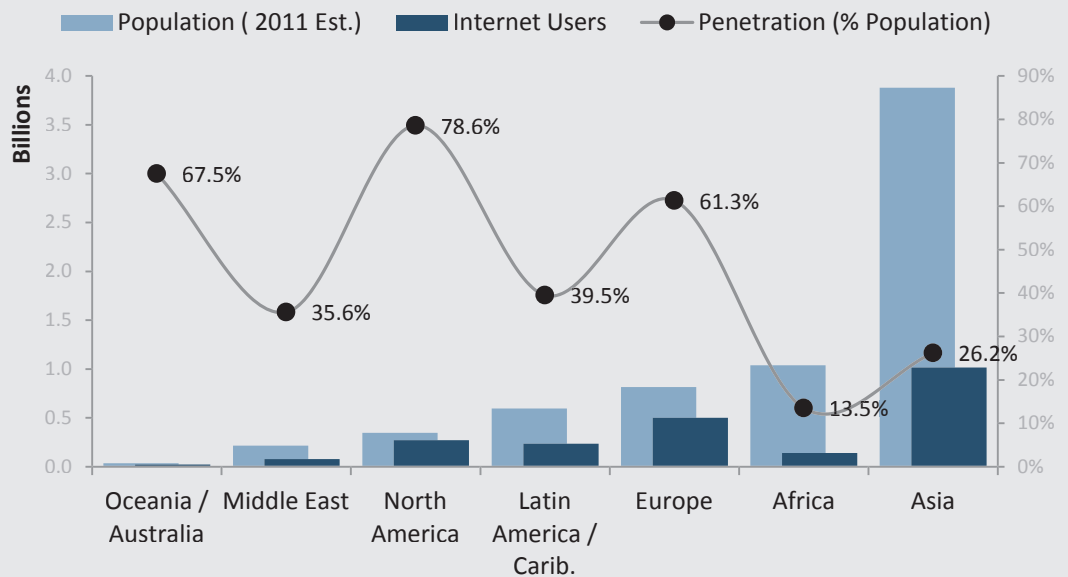
CENTR Member statistical Survey 11/12

.com/.net renewal rate sourced from VeriSign Industry Brief (March 2012)

World Internet Usage

The chart (right) shows internet usage and populations categorised by their region. Asia has the largest population as well as the largest number of internet users however is much lower in terms of the number of internet users per capita (26.2% - increased from 24% in Dec 2010). North America has the most internet users per capita (78%) followed by Oceania (67.5% - increase from 60% in Dec 2010)

The African region has the lowest internet penetration with just 13.5% (increase of 2% from 2011) of its population using the internet.



The pie chart (left) shows proportions of internet usage globally. The Asian region represents 45% of all internet users in the world (increased from 44% in 2010).

Over the past 10 years, the regions of Africa, the Middle East and Latin America have had the highest growth in internet usage. Africa rose from around 4.5 million users in 2000 to 139.8 million in 2011.

Sources:

www.internetworldstats.com

Sources

All data in this report is sourced from the following: CENTR, LACTLD, APTLD, AFTLD, www.hosterstats.com, www.internetworldstats.com and references from the VeriSign Industry Report (March 2012). CENTR would like to thank the support of other Regional Organisations LACTLD, APTLD and AFTLD for their continued support in the development of statistical reporting for the global ccTLD community

European ccTLDs definition: Andorra, Albania, Austria, Belgium, Bulgaria, Switzerland, Czech Republic, Denmark, Estonia, European Union (.eu), Spain Finland, Faroe Islands, France, Germany, Gibraltar, Greece, Guernsey, Croatia, Hungary, Ireland, Isle of Man, Iceland, Italy, Jersey, Liechtenstein, Lithuania, Luxembourg, Latvia, Montenegro, Malta, Netherlands, Norway, Poland, Portugal. These countries are estimated to represent at least 95% of all European ccTLDs in terms of domain count.